

Downlight Specification

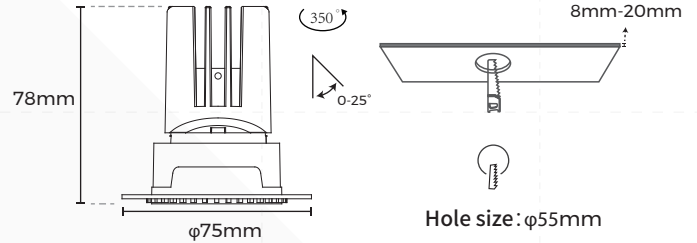
P2R55L

— PRINCE 2 series



Basic Parameters

- Material: AL6063-T5, spraying surface
- Boder Color: White(RAL9003)optional
- Lighting direction: Downward
- Beam angle: 20°/30°/40° optional
- U G R: UGR≤19(X=4H,Y=8H)
- Dimming method: Non /1-10V / DALI optional
- SDCM: ≤3 Step (ANSI)
- CRI: 90
- CCT: 2700/3000/4000K optional
- Input voltage: AC220-240V
- Application: Indoor
- Installation: Trimless Recessed
- Driver Installation: Remote
- IP grade: IP20
- Certification: CE, ROHS, Reach
- Warranty: 3 years



Luminaire Parameters

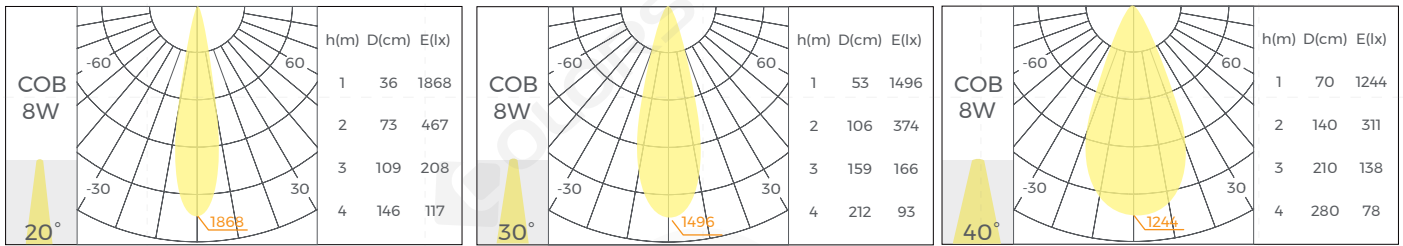
Model	Size (mm)	Hole Size (mm)	Input Voltage (V)	Input Current (mA)	Type Power (W)	CRI	Beam Angle	CCT	Lumen (LM)
P2R55L	φ75*78	φ55	AC220V-240V	180	8	>90	20°	2700K	340
								3000K	360
								4000K	390
P2R55L	φ75*78	φ55	AC220V-240V	180	8	>90	30°	2700K	455
								3000K	480
								4000K	515
P2R55L	φ75*78	φ55	AC220V-240V	180	8	>90	40°	2700K	530
								3000K	560
								4000K	600

Note:

1. The above parameters were tested based on Ra90, 3000K, light source;
2. The input voltage of light source is 36V and the input current is 180mA.
3. luminous flux is allowed to have a ±10% error range;
4. The above parameters are typical values.

◎Optical Parameter

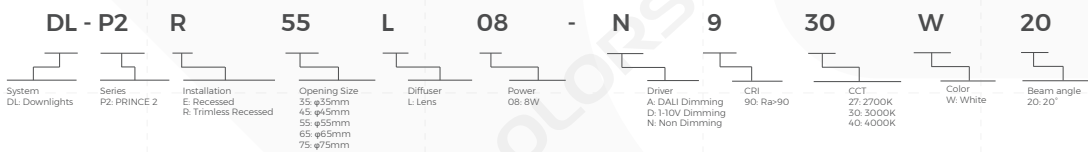
· Type Power:8W



◎Packing

Model	Size (mm/box)	Quantity /box	Quantity /carton	NW (kg/box)	NW (kg/carton)	GW (kg)	Size (mm/carton)
DL-P2R55L08-N930W20	105*85*120	1	50	0.19	9.5	11.8	550*450*260

◎Model Code



◎Attentions

- 1、 Non-professionals are prohibited from installing, disassembling and repairing the product.
- 2、 Avoid scratching, distortion and irregular bending of the product during installation; otherwise it may cause irreparable damage to the product.
- 3、 Please use professional cutting tools when cutting
- 4、 Do not use any acid or alkaline adhesive to fix products
- 5、 The product is only suitable for indoor dry places, can not be used in outdoor, seaside or wet environment.